



PK12V2.6F1

RECHARGEABLE SEALED LEAD ACID (VRLA) BATTERY

Nominal Voltage 12 Volt

20 Hour Rate Capacity 2.6 Ah



Dimensions

| | Inches | mm |
|-----------------|--------|-----|
| Length | 7.01 | 178 |
| Width | 1.34 | 34 |
| Case Height | 2.36 | 60 |
| Terminal Height | 2.52 | 64 |

[See Drawing for Tolerances]

Weight (Approx.)

| | Lbs. | Kg |
|--|------|------|
| | 2.41 | 1.09 |

Case Material A.B.S. (UL94-HB)

Terminal Faston Type 187 (F1)

Maximum Short Duration Discharge Current

| | |
|----------------------|--------------|
| (5 Seconds or Less) | 39 Amperes |
| (10 Seconds or Less) | 26 Amperes |
| (60 Seconds or Less) | 15.6 Amperes |

Internal Resistance (Fully Charged Battery)
(Approximately) 40 mOhm

Energy Density (@ 20 Hour Rate)
1.41 Watt-Hours/Cubic Inch (85.92 Watt-Hours/Litre)

Specific Energy (@ 20 Hour Rate)
12.94 Watt-Hours / Pound (28.52 Watt-Hours / Kg)

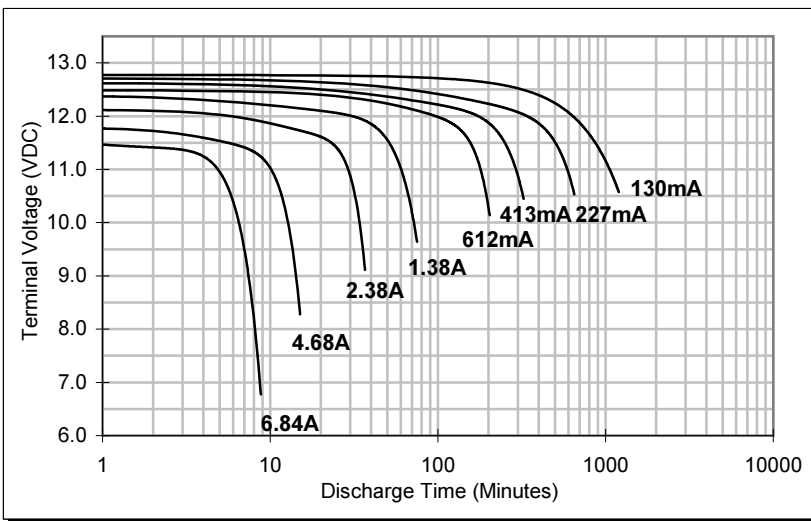
Operating Temperature Range

| | |
|------------------|-----------------------------|
| Discharge | -4°F (-20°C) ~ 122°F (50°C) |
| Recharge | 32°F (0°C) ~ 104°F (40°C) |
| Storage | -4°F (-20°C) ~ 104°F (40°C) |

Self Discharge Rate
About 3% / Month @ 68~77°F (20~25°C)

Constant Current Discharge Characteristics at 73.4°F (23°C)

| Discharge Time | Discharge Amperes | Capacity in Ah's | Final Voltage | Discharge C-Rate |
|----------------|-------------------|------------------|---------------|------------------|
| 20.0 Hrs | 0.13 | 2.60 | 10.50 | 0.05 |
| 9.2 Hrs | 0.26 | 2.40 | 10.50 | 0.10 |
| 5.0 Hrs | 0.44 | 2.20 | 10.29 | 0.17 |
| 4.1 Hrs | 0.52 | 2.12 | 10.20 | 0.20 |
| 2.1 Hrs | 0.91 | 1.94 | 9.94 | 0.35 |
| 64.0 Mins | 1.56 | 1.66 | 9.54 | 0.6 |
| 32.5 Mins | 2.60 | 1.41 | 9.00 | 1.0 |
| 7.2 Mins | 7.80 | 0.93 | 6.00 | 3.0 |



Recharge Method : Connect battery to a Current Limited, Constant Voltage Source.

- Limit the initial recharge current to 650 mA or less.
- To promote satisfactory performance in Cyclic applications, a minimum recharge current of 260 mA is recommended.
- Employ Charge Voltage Temperature Compensation when battery temperature is less than 50°F (10°C) or greater than 86°F (30°C). Use the **Recommended** voltage and normalize to 77°F (25°C).
- The use of compensation through the whole temperature range is not generally necessary, but doing so may optimize service life.
- If the **Recommended** recharge voltage is used, no Temperature Compensation is required within the range of 50~86°F (10~30°C).

Cyclic Application Recharge Voltage (77°F / 25°C)


| Minimum | Recommended | Maximum | |
|---------|-------------|---------|------------|
| 14.40 | 14.55 | 14.70 | Volts D.C. |
| 2.40 | 2.425 | 2.45 | Per Cell |


Temperature Coefficient: -2.8mV/°F/Cell (-5mV/°C/Cell)

Standby Application Recharge Voltage (77°F / 25°C)

| Minimum | Recommended | Maximum | |
|---------|-------------|---------|------------|
| 13.50 | 13.65 | 13.80 | Volts D.C. |
| 2.25 | 2.275 | 2.30 | Per Cell |

Temperature Coefficient: -1.7mV/°F/Cell (-3mV/°C/Cell)



| | | | |
|--|----------------------|-----------|---|
| Peak Energy Products PK Series Rechargeable Sealed Lead-Acid (VRLA) Battery | | | |
| Model: | PK12V2.6 | | |
| Voltage: | 12 | Capacity: | 2.6 Ah (20 Hr) |
| Terminal: | Faston Type 187 (F1) | | |
| Dimensions: | mm (Inch) | |  |
| Drawing: | PK12V2.6T-0208CE | | |
| Date: | 2002.08.09 | | |
| © Peak Energy Products | | | |
| DO NOT SCALE DRAWING | | | |

