


HOW TO READ AN USHIO QIH PART NUMBER

QIH 240-1000



Base Type

- B** Metal Clip Base
- E** R7s (Contact Type)
- S** Metal Sleeve w/ Lead Wire
- C** Lead Wire; No Metal Sleeve
- L** Round Ceramic Base w/ Lead Wire
- D** Flat Ceramic Base w/ Lead Wire
- H** Flat Ceramic Base w/ Lead Wire (no adhesive)

Reflector

- Z** White Coated Reflector
- No Indication; No Reflector

Burning Position

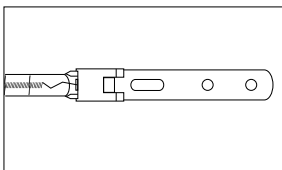
- V** Vertical Burning
- No Indication; Horizontal Burning

Glass Type

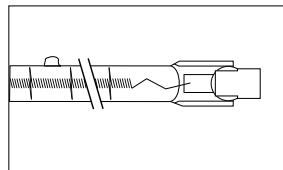
- T** Translucent Quartz
- No Indication; Clear Quartz

"Jacket" Type

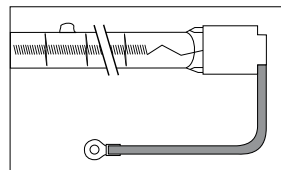
- C** Clear
- G** Gray
- R** Ruby



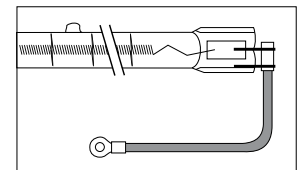
Metal Clip Base



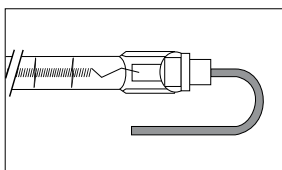
R7s (Contact Type)



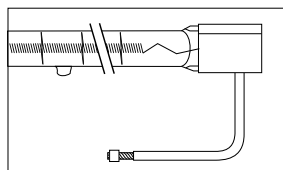
Metal Sleeve w/ Lead Wire
(shown: Ring Tongue Terminal)



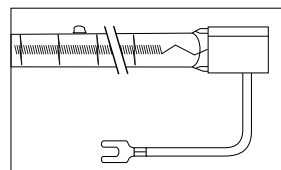
Lead Wire; No Metal Sleeve



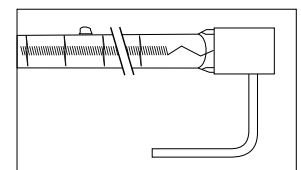
Round Ceramic Base w/
Lead Wire



Flat Ceramic Base w/ Lead Wire
(shown: Insulated Wire)



Flat Ceramic Base w/ Lead Wire
(shown: Spade Tongue Terminal)



Flat Ceramic Base w/ Lead Wire
(no adhesive)